



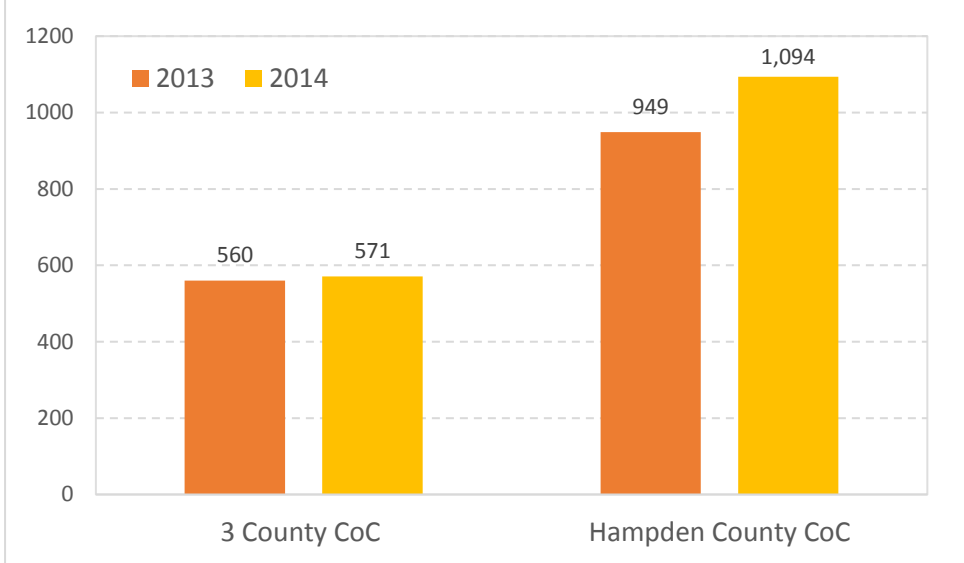
## 2014 Point In Time Count: Preliminary Report

### 3 County CoC and Hampden County CoC

**More than 1,600 households** were counted as homeless during the 2014 PIT Count conducted on January 29th, 2014. 'Households' includes Individuals and Families. Subsequent reports will include individuals and persons in families, as well as characteristics such as gender, age, ethnicity, race, and veteran status.

Households were almost evenly divided between individuals and families, a phenomenon unique to Massachusetts due to family right-to-shelter laws. No families were unsheltered. The number of individuals who were unsheltered - living outside, on the streets, in abandoned buildings, etc. - once again declined. The decline is likely due to Housing First/Chronic Homeless initiatives implemented throughout the region.

**Point In Time Count  
Total Households 2013 v. 2014**



# 1,665

persons homeless  
in Western MA on the night of  
January 29th, 2014

#### Of these persons:

- 4% Unsheltered
- 67% in Emergency Shelter\*
- 28% in Transitional Housing†
- ~
- 47% Family Households
- 53% Individual Households

\*Includes Hotels/ Motels

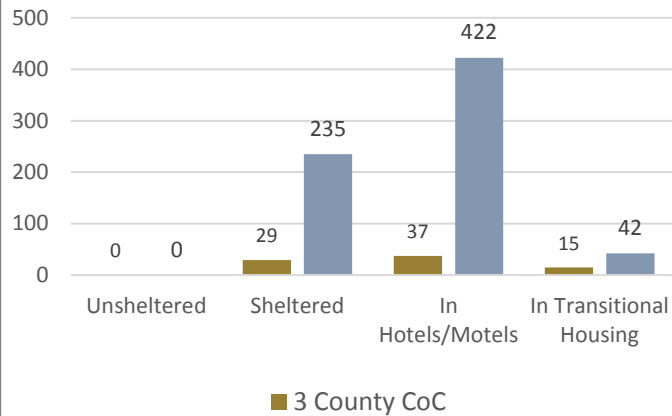
†Includes Safe Havens

### Regional Point In Time Counts • 2013 v. 2014

CoC Households	3 County CoC				Hampden CoC				Total			
	2013	2014	Δ		2013	2014	Δ		2013	2014	Δ	
<b>Unsheltered</b>	37	38	↑ 3%		40	34	↓ -15%		77	72	↓ -6%	
<b>Sheltered Individuals</b>	452	452	no change		347	357	↑ 3%		799	809	↑ 1%	
<b>Sheltered Families</b>	71	81	↑ 14%		560	699	↑ 25%		631	780	↑ 24%	
<b>Unaccompanied Youth</b>	0	0	no change		2	4	↑ 100%		2	4	↑ 100%	
<b>Total Households</b>	<b>560</b>	<b>571</b>	<b>↑ 2%</b>		<b>949</b>	<b>1094</b>	<b>↑ 15%</b>		<b>1509</b>	<b>1665</b>	<b>↑ 10%</b>	

## Household Types

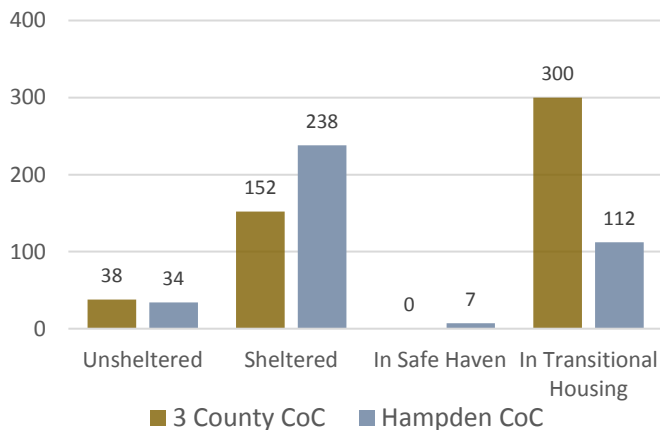
PIT 2014 • Families



This year 780 families were staying in shelters, hotel/motels, or transitional housing. About 60% of these families were living in DHCD-funded hotels/motels. Increases in families in hotels/motels was the major contributor to the overall increase in homelessness.

Housing Status	3 County	Hampden	Total
<b>Unsheltered</b>	0	0	0
<b>Sheltered</b>	29	235	264
<b>Hotels/Motels</b>	37	422	459
<b>Transitional Housing</b>	15	42	57
<b>Total Families</b>	81	699	780

PIT 2014 • Individuals

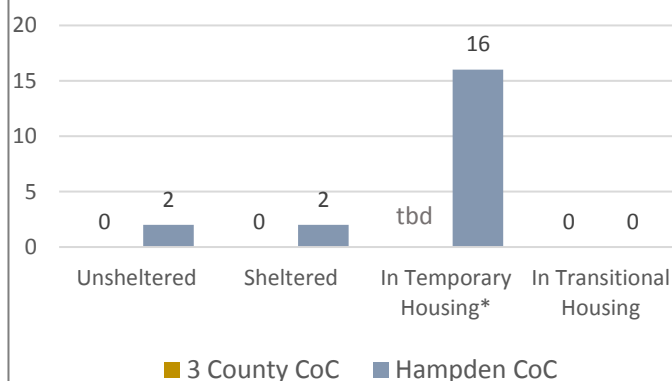


881 individuals were homeless during the count, a small increase compared to last year. The number of individuals living outdoors declined for the 3rd year in a row. No street count occurred in Franklin County; it's possible that unsheltered persons were undercounted.

Housing Status	3 County	Hampden	Total
<b>Unsheltered*</b>	38	34	72
<b>Sheltered</b>	152	238	390
<b>Safe Haven</b>	0	7	7
<b>Transitional Housing</b>	300	112	412
<b>Total Individuals</b>	490	391	881

\* No street count in Franklin County

PIT 2014 • Unaccompanied Youth  
(Less than 18 Yrs Old)



Improved strategies to identify young people this year resulted in an increase in the count. The effort was part of a statewide youth count and survey. Survey results will provide us with data about youth who are homeless but not in shelter.

Housing Status	3 County	Hampden	Total
<b>Unsheltered</b>	0	2	2
<b>Sheltered</b>	0	2	2
<b>Temporary Housing*</b>	tbd	16†	tbd
<b>Transitional Housing</b>	0	0	0
<b>Total Youth</b>	0	4	4

\* Doubled up, couch surfing

† 8 unaccompanied youth + 4 youth households (1 HOH, 1 child)