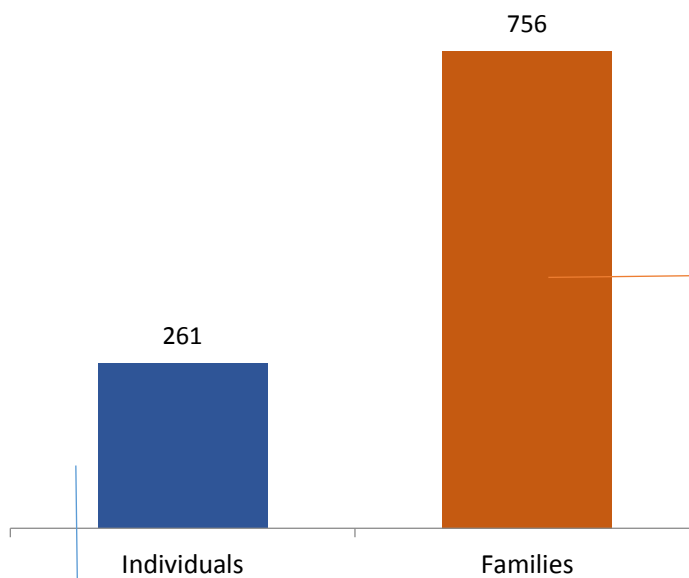


## Hampden County Homeless Point-in-Time Count: 2015 Highlights

The annual point-in-time count identifies the number of persons on the streets, in emergency shelter, and in transitional housing on a single night. The count took place January 29, 2015.

- > A total of 3002 persons were counted. Of these persons, 0.4% were living outside; 93.2% were staying in emergency shelter; and 6.5% were in transitional housing or safe havens.
- > The number of persons who were homeless increased by 12% compared to last year. The increase was driven by a 19% increase in the number of households staying in state-funded shelter and motels. This follows a 35% increase in family homelessness between 2013 and 2014.
- > 88% of all homeless persons were homeless families in the state shelter system.

**2015 PIT: Summary of families and individuals in emergency shelter or unsheltered**



### Family homelessness

756 families were staying in emergency shelter or overflow hotel/motel rooms on the night of the count. No families were living outside.

### Veteran Families

0.6%

### Chronically Homeless Families

8%

5

62

### Veterans

13%

### Chronic Homeless

28%

### Unsheltered

0.4%

33

69

10

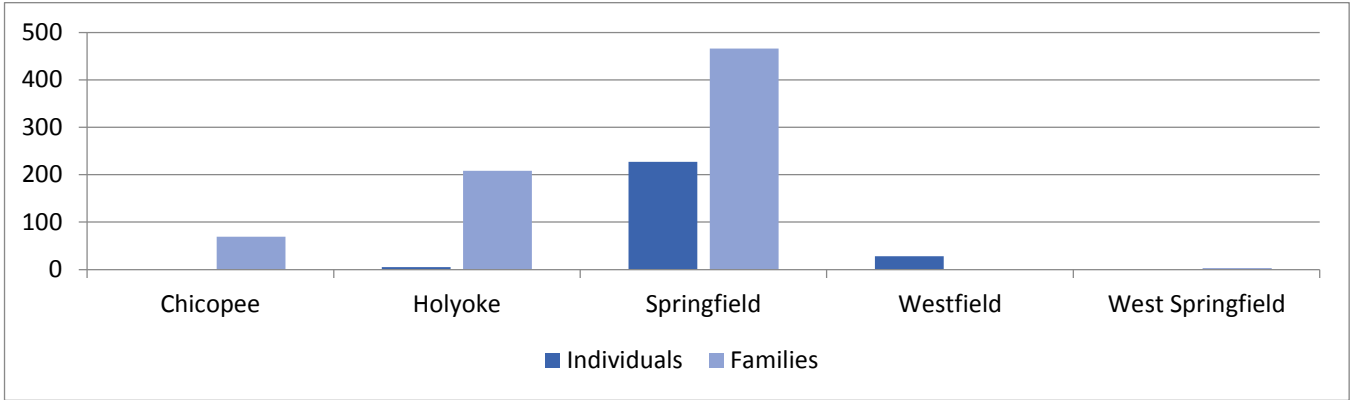
### Individual homelessness

250 individuals were staying in emergency shelter and 10 were on the street on the night of the count.

### Youth homelessness

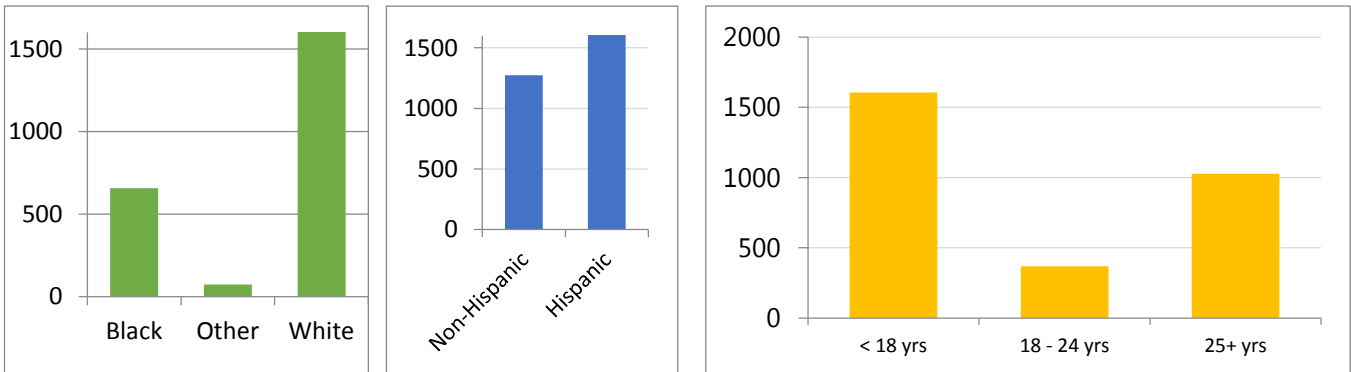
The individuals included 1 youth, under 18, on her own. She was in shelter.

**Geography: Homeless shelters and motels are concentrated in Chicopee, Holyoke and Springfield.**



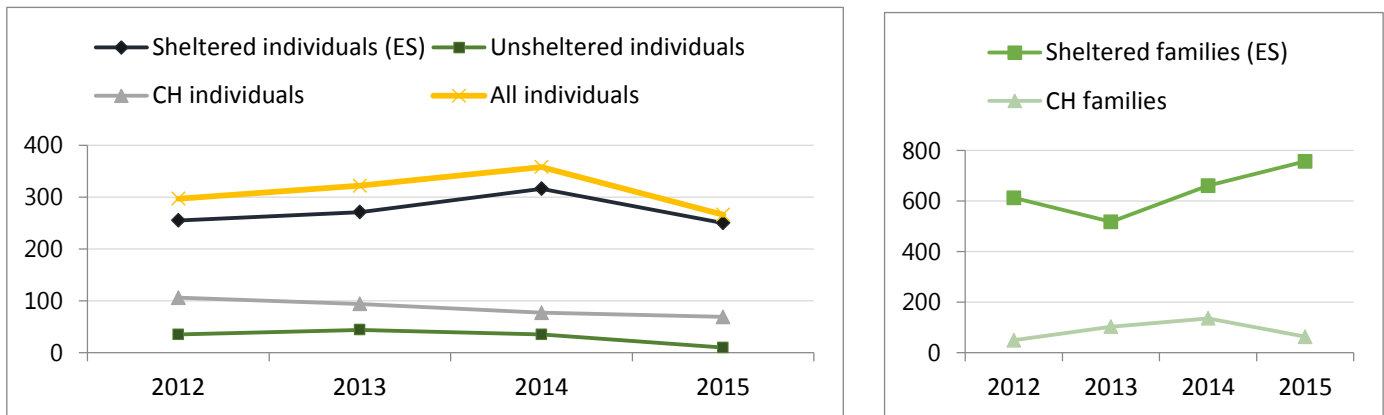
Homeless people are concentrated where the shelter beds and hotel/motels are located.

**Demographics: The typical homeless person was a Latina child in shelter with her family.**



People of color are disproportionately impacted by homelessness within the Hampden County CoC. 58% of all homeless persons are Latino even though Latinos comprise only 21% of the population in Hampden County.

**Trends: Declines for individuals, increases for families.**



Numbers of homeless individuals, chronically homeless individuals and unsheltered individuals have declined. (The 2014 spike in individuals was due to the count including a large number of pregnant women in the family shelter system--the much lower number of pregnant women in 2015 suggests that this was due to data error in 2014). For families, 2015 illustrates a second year of increases in the family shelter population.