

Springfield-Hampden Co Continuum of Care

Annual Report: July 2015 – June 2016

Report date: September 9, 2016

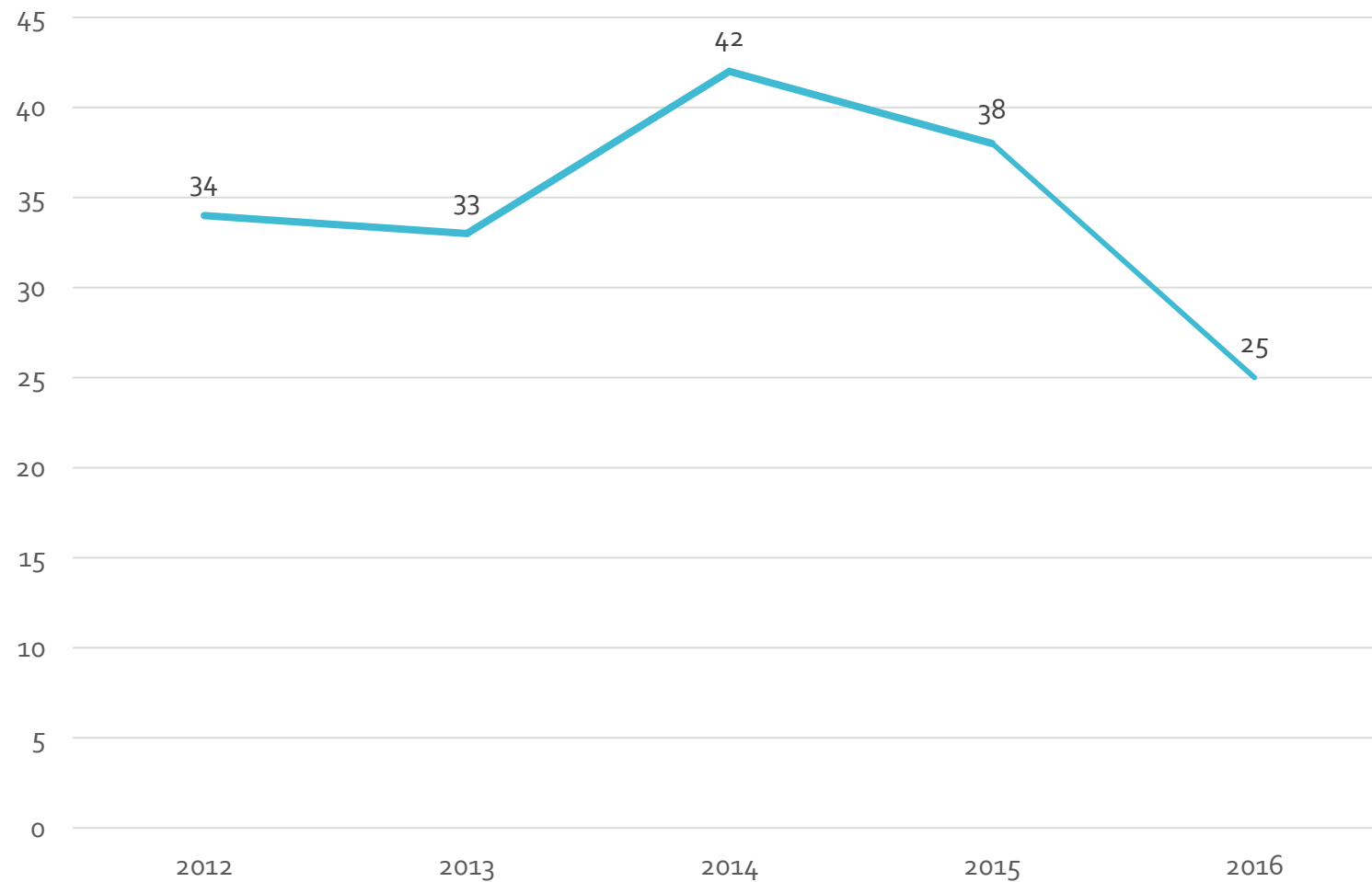
Goals

- End veteran homelessness by 2016
- End chronic homelessness by 2017
- End family and youth homelessness by 2020
- Set a path to ending all homelessness

Goal: End Veteran Homelessness by 2016

► NUMBERS CONSISTENTLY LOW; PROGRESS IN LAST YEAR

Homeless veterans, at point in time count

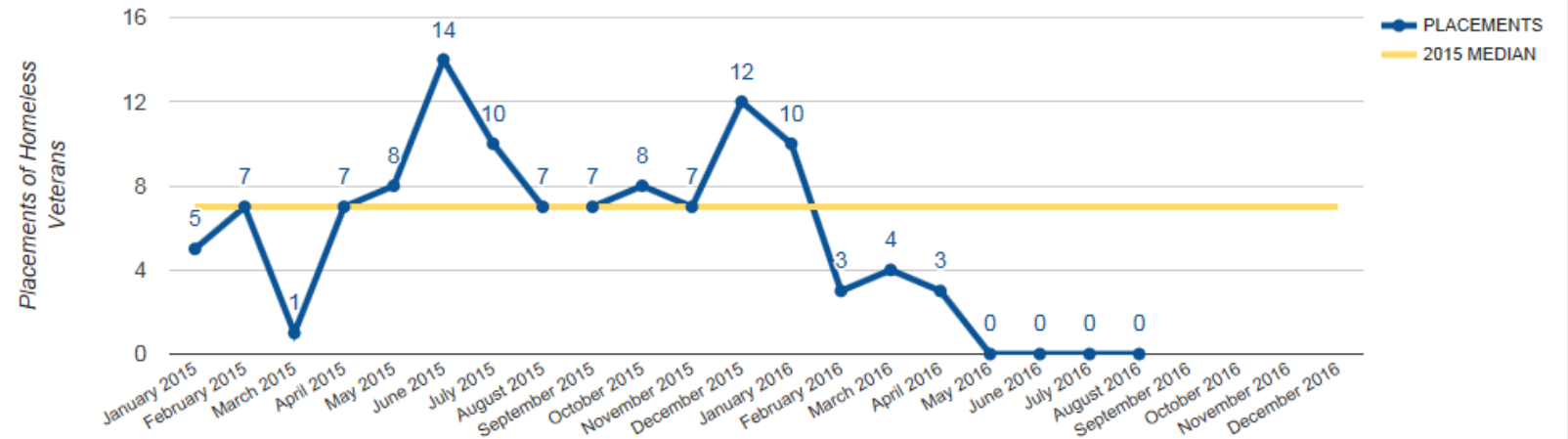


Zero 2016: Veteran Homelessness

VETERAN PLACEMENTS DASHBOARD

DATA AS OF: August 2016

VETERANS HOUSED THIS MONTH	MEDIAN MONTHLY VETERANS HOUSED IN 2015	TOTAL VETERANS HOUSED SINCE JANUARY 2015
0	7	113



- There has been no data collection on housing placements in summer 2016, with a recognition of a need to transition to new way of managing placements from by-name list
- As of Sept. 1, 2016, Veteran by-name list has 19 homeless veterans who have been active in last 90 days

Accomplishments & Challenges

ACCOMPLISHMENTS

- Point-in-time: 34% reduction from 2015 to 2016
- Deeper understanding of local veteran population: infrequently access shelter or services
- Connection to VA to easily access information
- Engagement of VA peer worker and Springfield police

CHALLENGES

- Most veterans encountered are not VHA-eligible
- Population comes & goes; hard to stay connected
- Identification & referral not as consistent as it needs to be

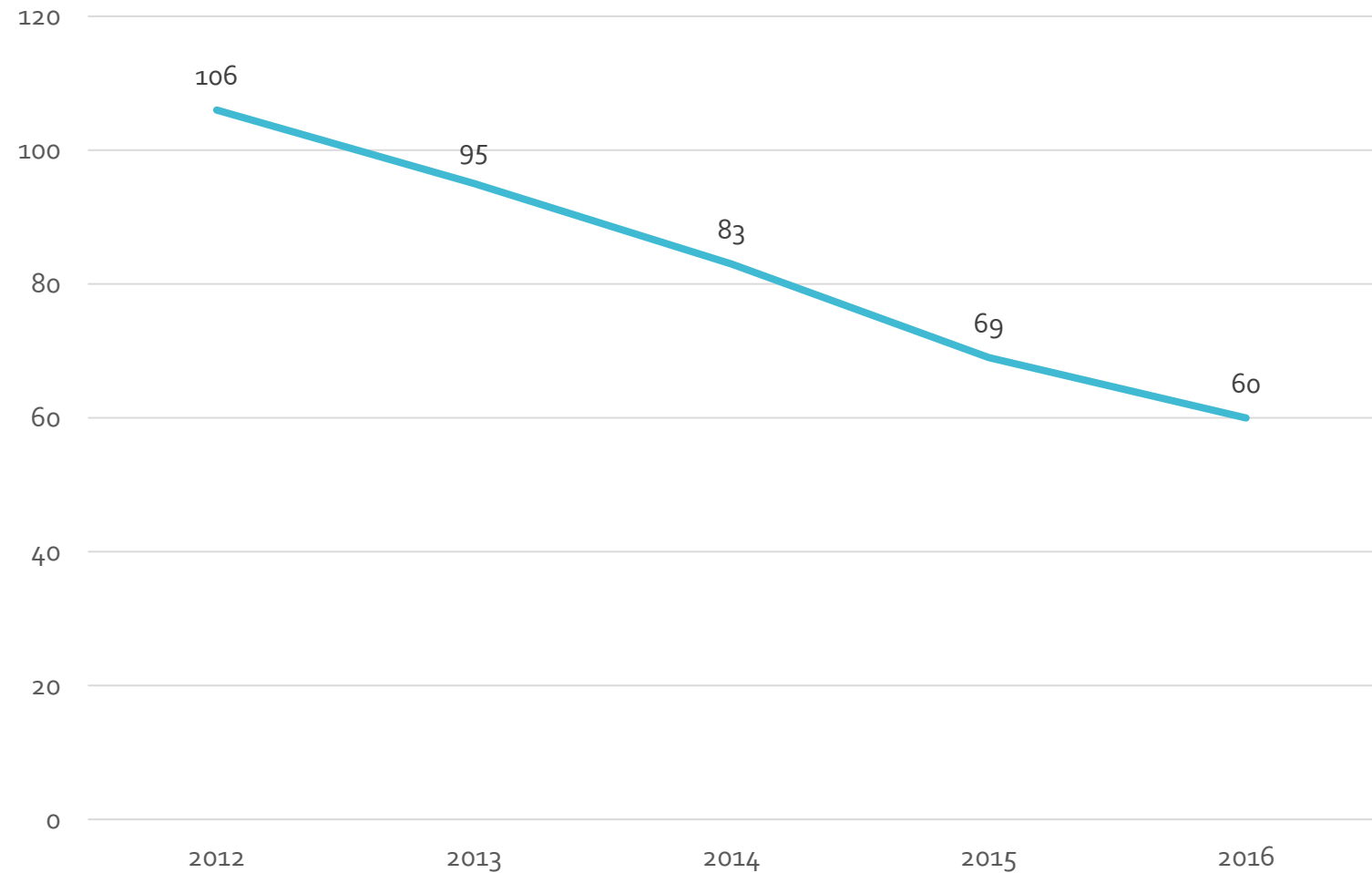
OPPORTUNITY

- Create consistent referrals to SSVF

Goal: End Chronic Homelessness by 2016

► CONSISTENT PROGRESS AT POINT-IN-TIME COUNT

Chronically Homeless Individuals, at point-in-time count



Chronically homeless individuals: by-name list & coordinated entry

- By-Name List
 - 124 active individuals on list
 - 6 are in Safe Havens
 - 90 are unsheltered/Rescue Mission
 - Actual number is likely lower because list presumes unsheltered and self-reported are chronic; also slow to remove potentially inactive
- Coordinated Entry
 - Assessment & prioritization by VISPDAT
 - Bi-monthly case-conferencing meetings
 - Multiple referral sources to coordinated entry: especially crisis, hospitals, and police

Zero 2016: Chronically Homeless

CHRONIC COUNTDOWN DASHBOARD

DATA AS OF: August 2016

ACTIVE CHRONICALLY HOMELESS
INDIVIDUALS ON BNL

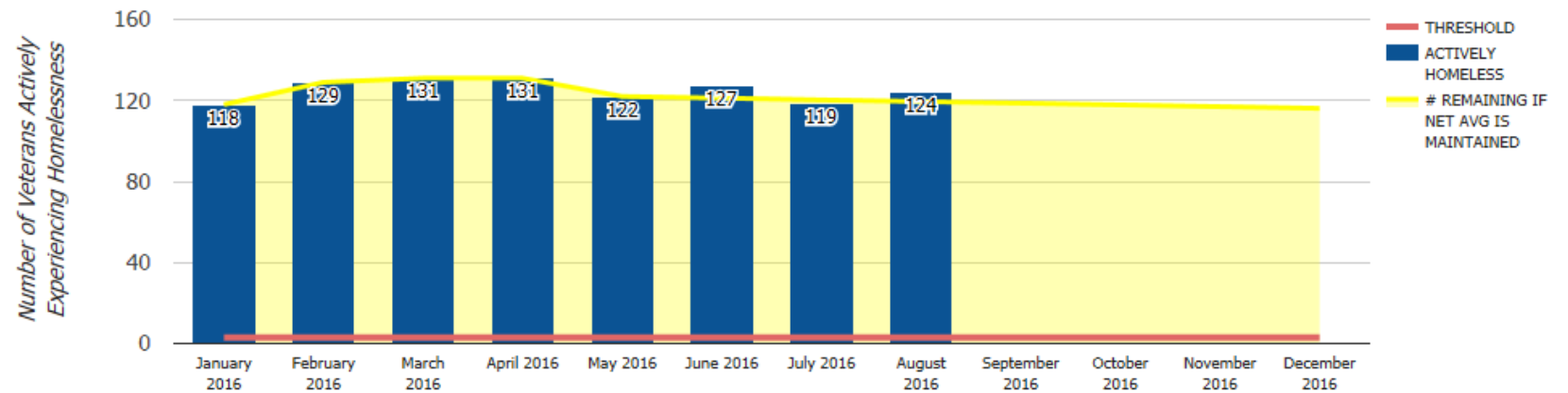
124

AVERAGE MONTHLY
NET CHANGE

-0.8

PROJECTED MONTHS UNTIL
FUNCTIONAL ZERO

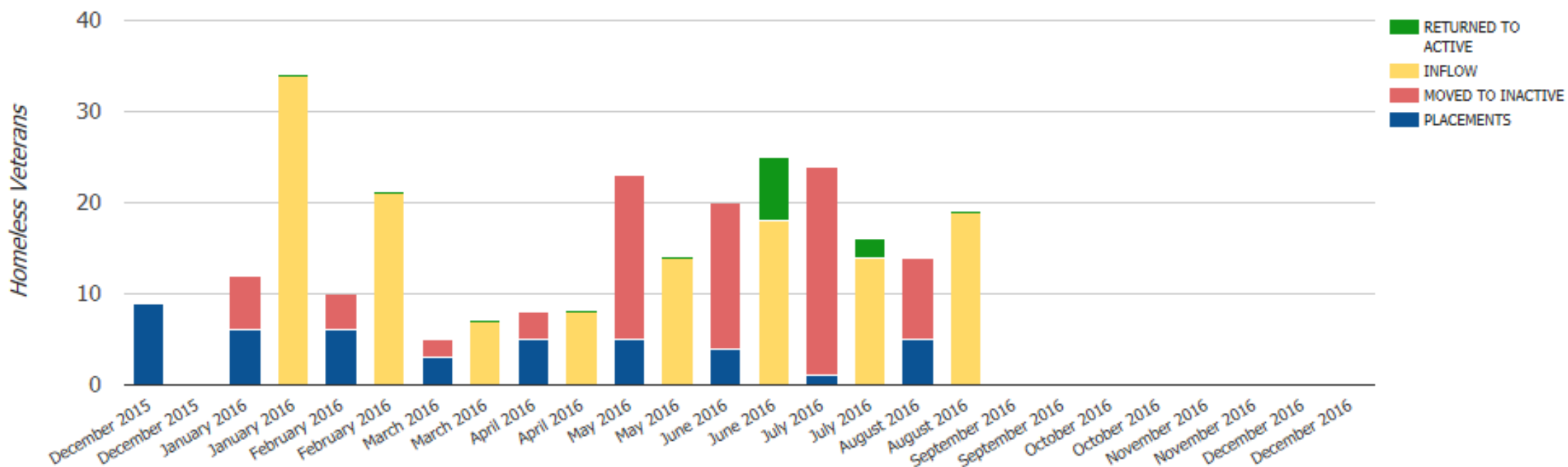
145.2



*** The intersection of the red and yellow lines represents the month you are projected to reach functional zero.

CHRONIC LIST: DETAILED DATA

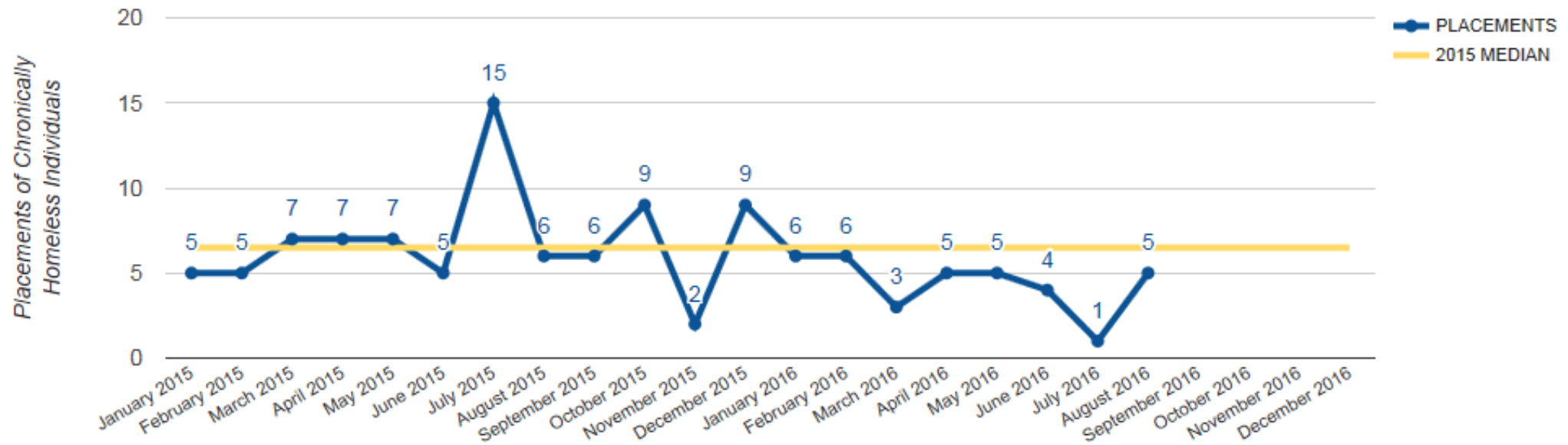
FIRST MONTH OF CHRONIC BNL DATA	AVERAGE MONTHLY NET CHANGE	AVERAGE MONTHLY HOUSING PLACEMENTS	AVERAGE MONTHLY MOVED TO INACTIVE	AVERAGE MONTHLY INFLOW	AVERAGE MONTHLY RETURNED TO ACTIVE
January 2016	-1	5	12	13	2



CHRONIC PLACEMENTS DASHBOARD

DATA AS OF: August 2016

CHRONIC HOUSING PLACEMENTS THIS MONTH	MEDIAN MONTHLY CHRONIC HOUSING PLACEMENTS IN 2015	TOTAL CHRONIC HOUSING PLACEMENTS SINCE JANUARY 2015
5	7	118



Accomplishments & Challenges

ACCOMPLISHMENTS

- Consistent progress in reducing chronic population
- Improved outreach, identification & tracking
- CoC prioritizes 100% of PSH for chronically homeless individuals
- 519 units of PSH for chronically homeless individuals
 - CoC programs: 229
 - Non-CoC programs: 162
 - VASH: 128

CHALLENGES

- Need more PSH
- Unsheltered population hard to stay connected
- Less information on population outside Springfield
- Need to reach out to more “feeder” entities – detox, sheriff’s department

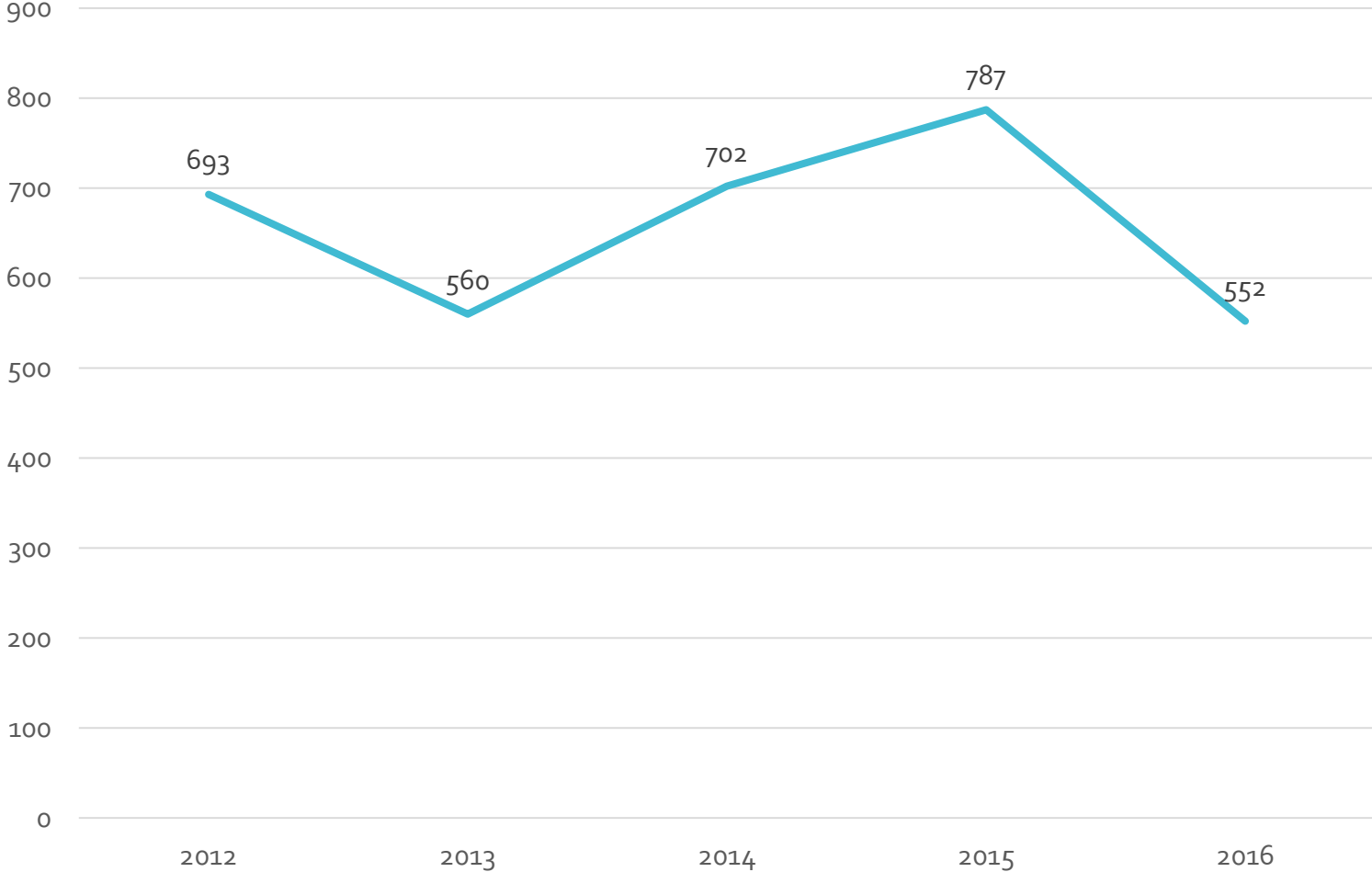
OPPORTUNITY

- Creation of high-quality coordinated entry system

Goal: End Family Homelessness by 2020

► DECREASE IN LAST YEAR

Homeless Families, at point-in-time count



Challenges & Accomplishments

ACCOMPLISHMENTS

- Significant reduction in motel use
- Strong diversion program (CHD – 60% diverted)
- Reduction of chronically homeless families from 62 to 30

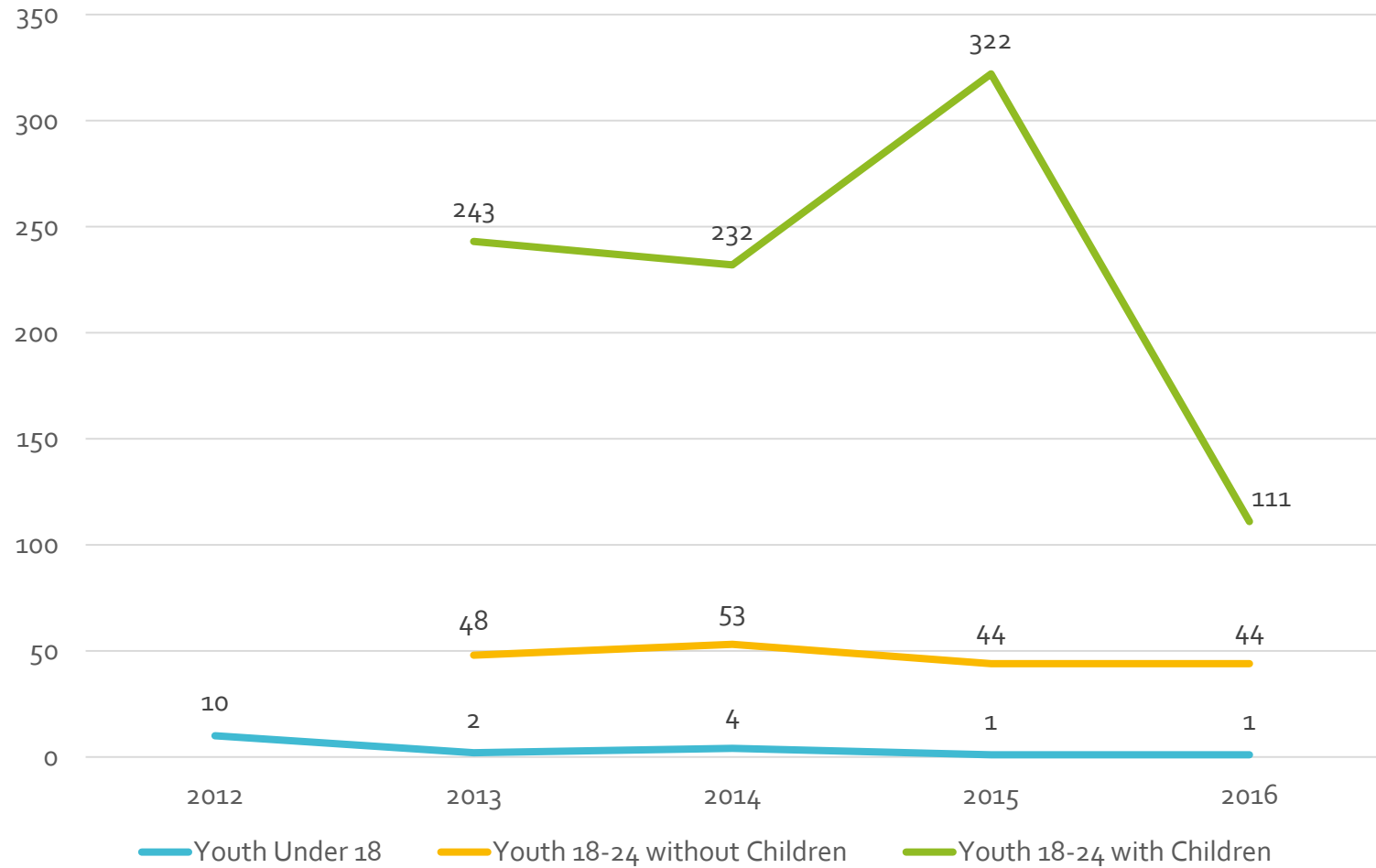
CHALLENGES

- Need for short-term emergency intervention for families not EA-eligible

Goal: End Youth Homelessness by 2020

► LARGE DROP IN PARENTING YOUTH OVER LAST YEAR

Homeless Youth 24 and Under, at point-in-time count



Accomplishments & Challenges

ACCOMPLISHMENTS

- Large drop in parenting youth reflects improved diversion in state system
- Improved connections through youth committee and youth count
- Increased funds/programs for youth
- Creation of coordinated entry for youth

CHALLENGES

- Improved connections between adult and youth systems
- Extremely limited data on under 18 population

OPPORTUNITY

- Increase understanding of youth population through review of data produced by new programs

Goal: Set a Path to Ending All Homelessness

- Transform homeless services to a crisis response system
- Coordinated assessment and entry
- Use funds effectively
 - CoC annual grant has increased from \$2.5 million in FY to \$3.5 million in FY16
- Leverage mainstream resources
 - SOAR training
- Adopt collective impact model and common data tracking

System Performance Measures

- First report to HUD was submitted August 15
 - Average and median length of stay
 - Returns to homelessness
 - Increase in employment/non-employment income for persons in CoC programs
 - Number homeless for the first time
 - Exit to permanent housing/Maintain permanent housing
- Data issues to be resolved