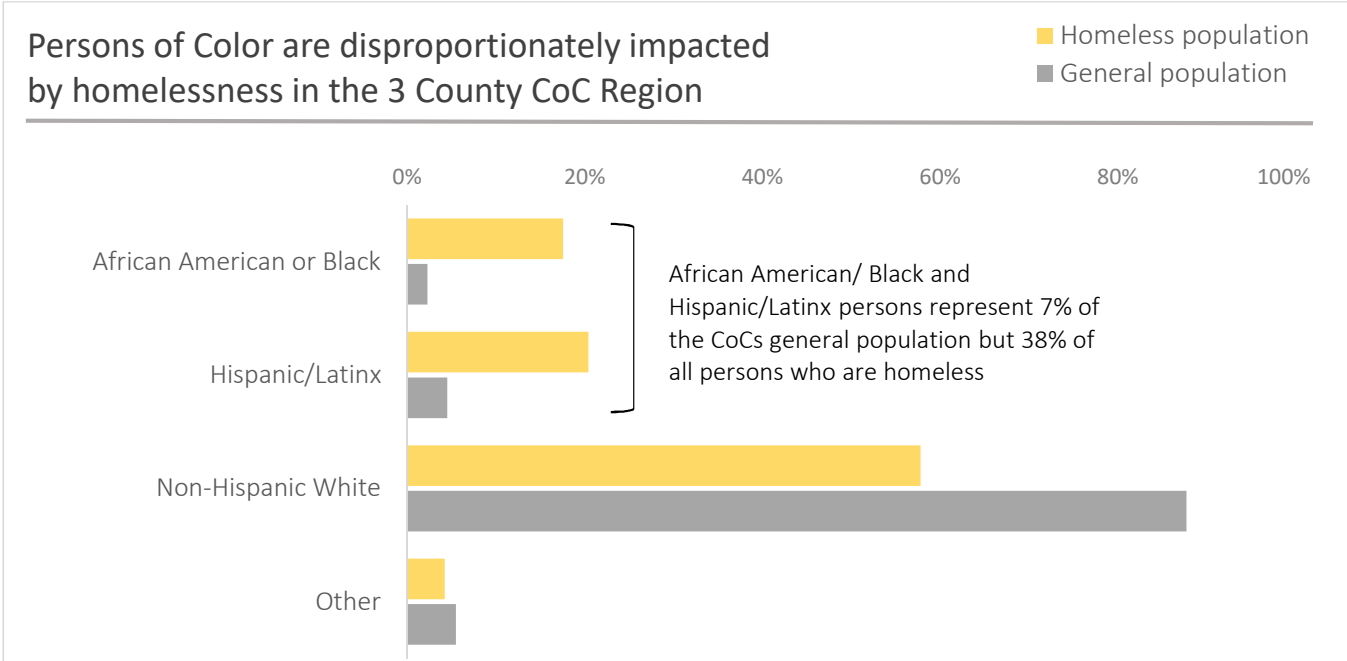
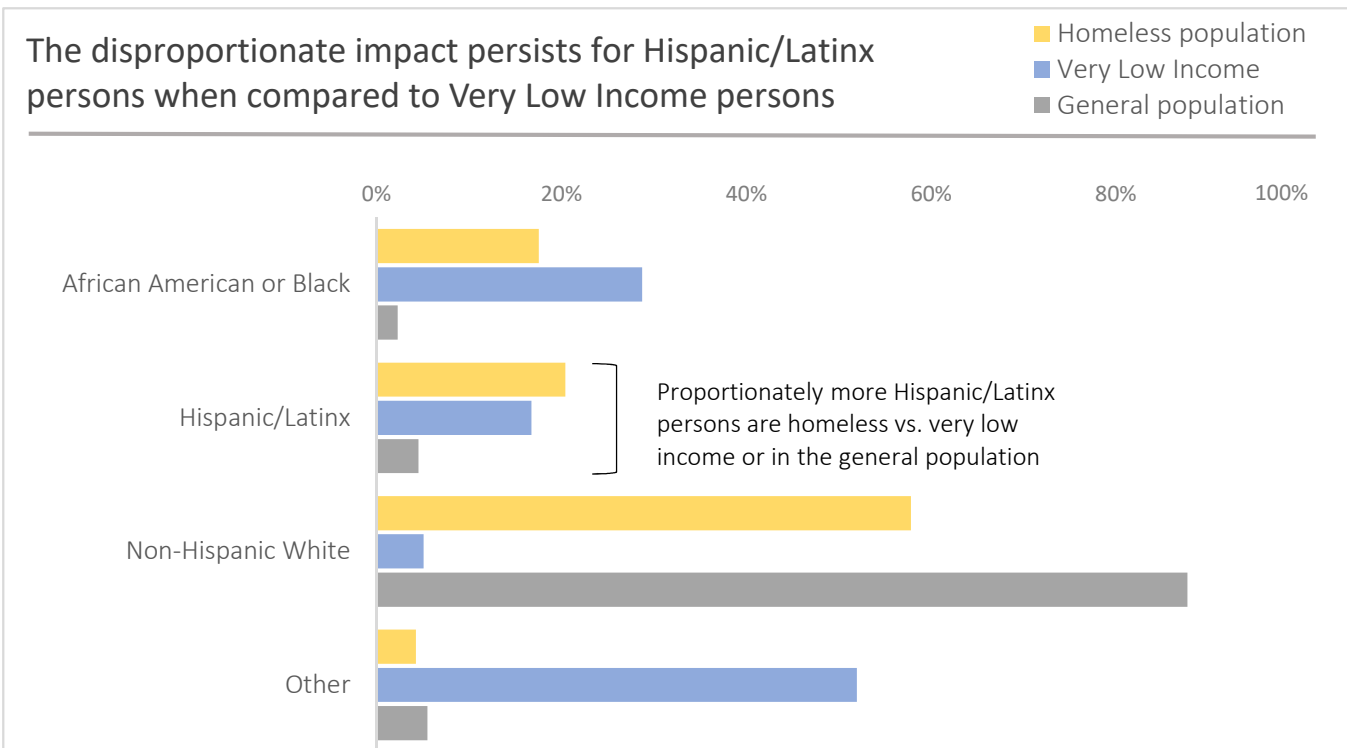


## Racial Disparities and Homelessness in the 3 County CoC: Part I

3 County CoC HMIS data reveals disparities in the rate of homelessness by racial/ethnic groups. The racial disparities analysis compared the representation of racial/ethnic groups among all homeless persons to their representation in the local general population.



Persons with Very Low Incomes (at or below 50% of poverty) are at greatest risk for homelessness. When comparing the homeless population to the VLI population, only the over-representation of Hispanic/Latinx persons persists.



## Data and Methods

HMIS data for FY2017 was used to examine the representation of racial and ethnic groups among all persons who stayed in CoC emergency shelter or transitional housing. This data was compared to census data (5 year estimates) as reported in the American Community Survey for Berkshire, Franklin, and Hampshire Counties combined. The final data derived through the analysis is below.

Race/ethnicity estimates by poverty status are reported for income at 50% ≤ poverty (VLI); 100% of poverty; and ≤ 125% of poverty. Only VLI data could be used for this analysis because reported margins of error were too great for the other two poverty groups.

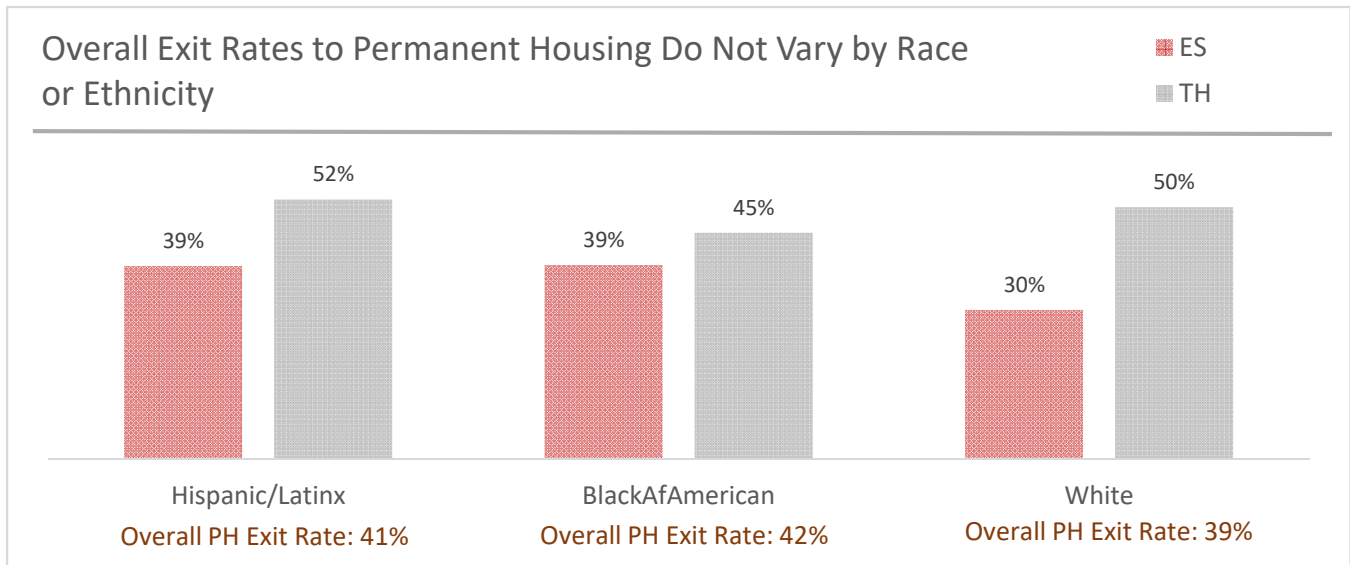
All groups	Homeless population	Very Low Income	General population
American Indian/Alaskan	1.4%	13.0%	0.2%
Asian	0.4%	8.0%	3.1%
Black/African American	17.6%	28.7%	2.3%
Hispanic/Latinx	20.4%	16.8%	4.5%
Multiracial	1.1%	9.3%	2.0%
Native Hawaiian/ Pacific Islander	0.4%	4.0%	0.1%
Non-Hispanic White	57.8%	5.1%	87.7%
Some other race	0.9%	17.6%	0.1%

**Part II of the Racial Disparities Report will examine disparities in project enrollments and successful housing outcomes. Part II will be posted to the Wiki and distributed via email.**

## Racial Disparities and Homelessness in the 3 County CoC: Part II Housing Enrollments and Outcomes

Part I of the Racial Disparities report revealed that homelessness disproportionately impacts persons of color within the 3 County CoC region. **Part II examines whether racial disparities exist in housing outcomes among folks who stay in CoC shelters and programs.**

The most apparent way to assess disparities in housing outcomes consists of examining the rate of successful housing outcomes by race/ethnicity, where a successful housing outcome is defined as self-reported exit to permanent housing. Doing so reveals that overall PH exit rates are the same or similar between groups, with slight variations when looking specifically at ES or TH.



### A Housing Enrollment Gap?

A second method for assessing disparities consists of examining PH enrollments by race and ethnicity. PH enrollees represent a subset of all persons who enter shelter – a subset that excludes those who self-resolve and those who do not want CoC-sponsored PH, among others. Nevertheless, in a perfectly equitable system we may see that persons who enroll in PH are representative of all persons who enter shelter. Do we?

Not quite. While there is not a noticeable enrollment gap for people who are Black/African American, there does seem to be a

Race/Ethnicity	Shelter Occupancy	PH Occupancy	Enrollment Gap	Interpretation: For every 10 persons who enter shelter...
BlackAfAmerican	17.3%	16.4%	-1%	9 will enroll in CoC PH
Hispanic/Latinx	20.1%	14.4%	-6%	7 will enroll in CoC PH
Non-Hispanic White	57.0%	65.3%	8%	11 will enroll in CoC PH
Other	3.3%	2.5%	-1%	8 will enroll in CoC PH

gap for persons who are Hispanic/Latinx, while persons who are Non-Hispanic White are slightly over-represented. In fact, Latinx persons are 40% less likely to enter PH than their White counterparts.

**Caveat.** The phenomenon described above may be due to the over-representation of Hispanic/Latinx families with children in the CoC shelter system, when coupled with the fact that the CoC has minimal permanent housing for families. Of all CoC-sponsored PH, only 13% is for families with children. However, PH for families *is* available through DHCD RRH; enrollment data is collected by DHCD rather than the CoC. We would want to disaggregate our data by household type prior to drawing conclusions, since we may be observing a *measurement* problem (due to the lack of DHCD RRH enrollment data) rather than a racial disparities problem.

## Data and Methods

**Data Source.** 3 County CoC HMIS data for FY2017 was used for this analysis. Data for families with children and adult-only households was included; it should be noted that these two groups are not especially homogenous, and examining outcomes at the household level may be a worthwhile follow-up to this analysis.

**Methods and Limitations.** Successful exit rates are determined by summing up all exits to permanent housing and dividing this by all exits to anywhere: PH Exits / All Exits. This HUD-approved approach does have limitations: Seasonal shelters have high rates of missing data for the self-reported [Destination] field; reported [Destinations] may be immediate destinations rather than true destinations; and the last destination of the reporting period, used for the analysis, may not actually be the person's last destination if, for example, they returned to shelter 2 weeks after the reporting period and then exited again! These limitations should be considered when interpreting the outcomes data.

**PH Definition.** In the Enrollment analysis, PH includes CoC-funded PSH, other local PSH, PH for homeless persons without supportive services, and Rapid Rehousing.

## Next Steps

After reviewing the baseline racial disparities analysis, the CoC Board has endorsed a number of action steps. Ongoing review and assessment of these activities will occur during quarterly Board meetings.

- Racial Equity Training. Our CoC Board member who chairs the regional Health Equity Committee will provide a regional training for stakeholders, Board members, providers and allies.
- Fair Housing Training. The CoC will build on the first annual Fair Housing Training, offering the training again while expanding outreach and publicity to widen its audience.
- Additional data analyses, specifically related to 1) assessing the provision and outcomes of homeless services at the household and priority population level; and 2) coordinated entry services.
- An assessment of the Board and CoC decision-making bodies regarding representation and diversity, with subsequent action planning.

Contact Andrea Miller for more information: [amiller.rotondi@gmail.com](mailto:amiller.rotondi@gmail.com)